



Kentucky Department for Public Health Weekly Influenza Surveillance Report

MMWR Week 07
February 9, 2020 –
February 15, 2020

Current Influenza Activity Level: **WIDESPREAD**

Activity Level Range: No Activity Sporadic Local Regional Widespread

Widespread: Outbreaks of influenza or increases in ILI cases and recent laboratory-confirmed influenza in at least half the regions of the state with recent laboratory evidence of influenza in the state.

Confirmed: Laboratory confirmed influenza cases are determined using the following test methods: RT-PCR, nucleic acid detection or viral culture. Laboratory-confirmed cases are reportable in Kentucky. (Please note that positive results using rapid influenza antigen tests are not included in this report.)

Influenza-like Illness (ILI) Case Definition:

- Fever ($\geq 100^{\circ}\text{F}$ [37.8°C], oral or equivalent, PLUS Cough -OR- Fever ($\geq 100^{\circ}\text{F}$ [37.8°C], oral or equivalent, PLUS Sore Throat -OR- Fever ($\geq 100^{\circ}\text{F}$ [37.8°C], oral or equivalent, PLUS Cough *and* Sore Throat (in the absence of a known cause other than influenza)

1,854 Number of New Cases
Reported this Week

19,057 Number of Confirmed
Cases for 2019-2020
Influenza Season

Total Deaths Reported for 2019-2020 Influenza Season

Under 18 Years	18 Years & Older
4	62

Number of Regions with Increased ILI Activity for 2019-2020 Influenza Season

MMWR Week 07	Season Total
17 of 17 Regions	17 of 17 Regions

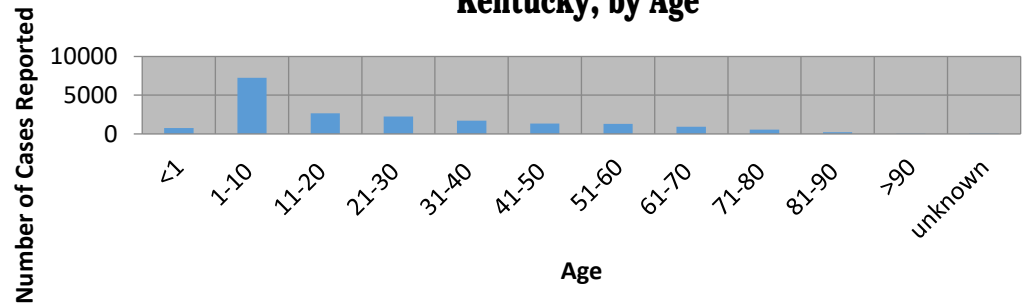
Number of Regions with Confirmed Flu Cases for 2019-2020 Influenza Season

MMWR Week 07	Season Total
17 of 17 Regions	17 of 17 Regions

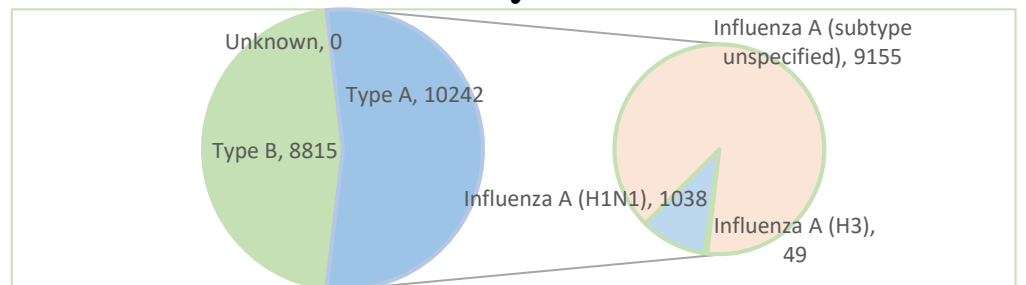
Number of Long-Term Care Facility Outbreaks for 2019-2020 Influenza Season

MMWR Week 07	Season Total
6 of 17 Regions	33 Outbreaks

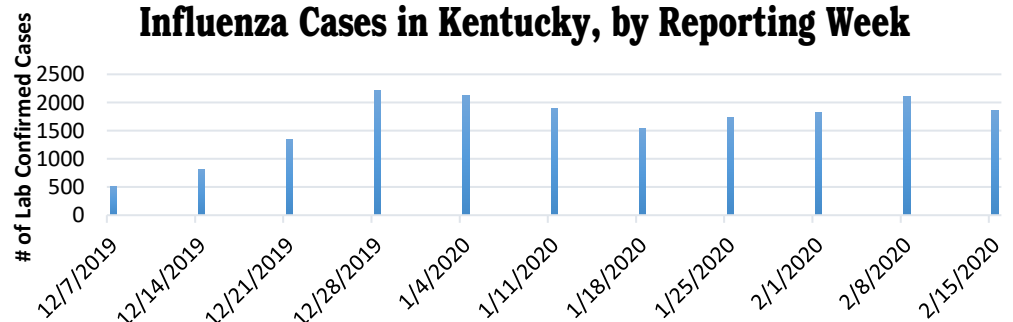
2019-2020 Total Laboratory *Confirmed Influenza Cases in Kentucky, by Age



Total 2019-2020 Influenza Virus Types Reported in Kentucky



2019-2020 Total Laboratory *Confirmed Influenza Cases in Kentucky, by Reporting Week



MMWR Week 07: Total *Confirmed Influenza Cases by County

County	MMWR Week 07	2019-2020 Season Total	County	MMWR Week 07	2019-2020 Season Total	County	MMWR Week 07	2019-2020 Season Total
Adair	5	84	Grant	1	9	McLean	0	3
Allen	30	331	Graves	64	184	Meade	8	50
Anderson	16	58	Grayson	2	6	Menifee	0	12
Ballard	0	1	Green	4	9	Mercer	8	104
Barren	126	1053	Greenup	38	249	Metcalfe	26	178
Bath	0	17	Hancock	0	0	Monroe	6	188
Bell	0	10	Hardin	52	273	Montgomery	0	15
Boone	8	34	Harlan	7	19	Morgan	0	9
Bourbon	0	15	Harrison	0	6	Muhlenberg	5	32
Boyd	17	62	Hart	28	207	Nelson	2	34
Boyle	9	195	Henderson	1	6	Nicholas	0	6
Bracken	1	2	Henry	10	102	Ohio	0	1
Breathitt	50	209	Hickman	0	6	Oldham	63	453
Breckinridge	7	81	Hopkins	0	22	Owen	2	7
Bullitt	41	795	Jackson	1	2	Owsley	15	56
Butler	4	35	Jefferson	333	6807	Pendleton	1	4
Caldwell	3	4	Jessamine	5	45	Perry	108	1008
Calloway	0	0	Johnson	1	16	Pike	90	1050
Campbell	6	43	Kenton	10	89	Powell	0	11
Carlisle	0	3	Knott	55	322	Pulaski	1	18
Carroll	1	20	Knox	3	88	Robertson	0	1
Carter	77	169	Larue	8	35	Rockcastle	0	2
Casey	0	16	Laurel	10	127	Rowan	0	45
Christian	1	24	Lawrence	0	7	Russell	1	7
Clark	0	46	Lee	13	60	Scott	10	73
Clay	0	6	Leslie	26	356	Shelby	7	185
Clinton	0	3	Letcher	12	248	Simpson	9	110
Crittenden	0	0	Lewis	1	7	Spencer	6	98
Cumberland	5	10	Lincoln	23	166	Taylor	1	9
Daviess	1	4	Livingston	0	1	Todd	0	1
Edmonson	3	29	Logan	8	43	Trigg	0	10
Elliott	0	4	Lyon	4	6	Trimble	0	12
Estill	0	2	Madison	8	102	Union	0	1
Fayette	55	460	Magoffin	3	17	Warren	66	706
Fleming	0	4	Marion	1	9	Washington	3	12
Floyd	41	196	Marshall	7	78	Wayne	1	1
Franklin	91	408	Martin	16	27	Webster	4	24
Fulton	0	9	Mason	0	0	Whitley	2	26
Gallatin	1	2	McCracken	0	13	Wolfe	8	61
Garrard	31	151	McCreary	7	27	Woodford	9	43

Kentucky National Electronic Disease Surveillance System (NEDSS) and U.S. Outpatient Influenza-like Illness Surveillance Network (ILINet) Data.
 Department for Public Health, Cabinet for Health and Family Services, Frankfort, Kentucky, [February 9, 2020 - February 15, 2020].